
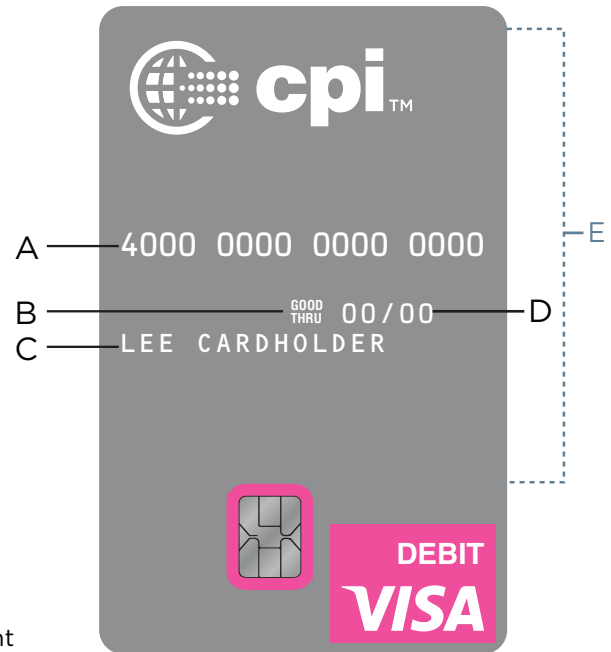


Visa Flat Personalization

HORIZONTAL



VERTICAL

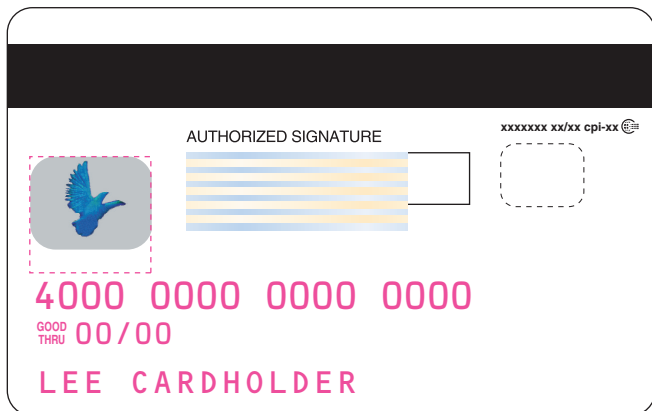


- A PAN is required on the card front or back in 12-14 pt san serif font
- B VALID DATE legend appears in 4-6 pt san serif font when used
- C CARDHOLDER NAME is required on the card front in 9-12 pt san serif font
- D EXPIRATION DATE is required on the card front or back in 9-12 pt san serif font
- E For Vertical personalization, elements can be placed Vertically within the available space.


- * Maintain a clear space of 2.0 mm, free of any other text or graphics around the product identifier and Visa Brand Mark.
- * Maintain a clear space, free of personalization around the EMV Chip
- **Unembossed Account Information must be located a minimum of 3.0 mm from the card edge front and/or back

ACCOUNT INFO ON BACK

Hologram in Upper Position



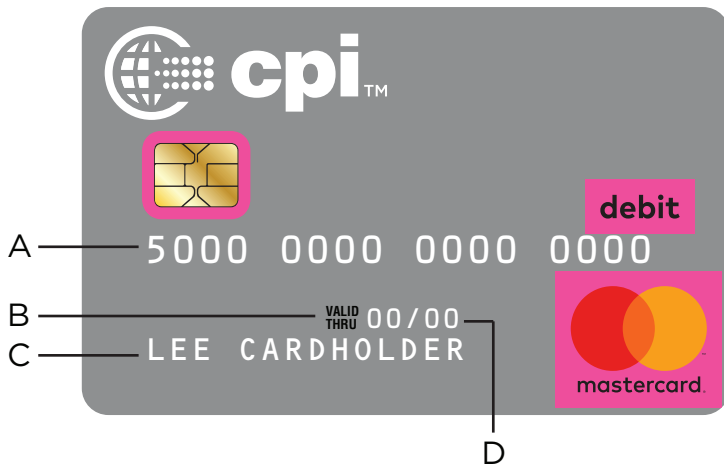
Hologram in Lower Position



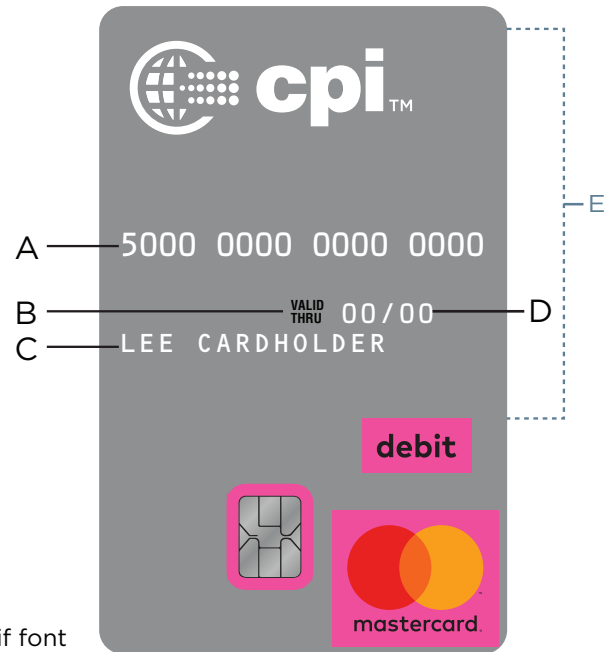
- For back personalization, please adhere to the size and font guidelines above.
- CARDHOLDER NAME is optional on the back
- * Maintain a clear space of 3.0 mm from the edge of the Hologram to the Personalization

Mastercard Flat Personalization

HORIZONTAL



VERTICAL

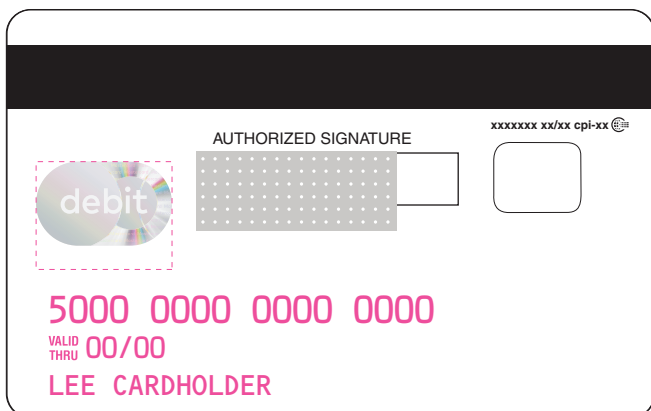


- A Size of PAN is at a minimum height of 3.0 mm, san serif font
- B Size of DATING LEGEND is at a minimum height of 2.2 mm, san serif font
- C Size of CARDHOLDER NAME is at a minimum height of 2.2 mm, sans serif font
- D Size of EXPIRATION DATE is at a minimum height of 2.2 mm, san serif font
- E For Vertical personalization, elements can be placed Vertically within the available space.


- * Maintain a clear space of 2.0 mm, free of any other text or graphics around the product identifier and Mastercard Brand Mark.
- * Maintain a clear space, free of personalization around the EMV Chip
- **Unembossed Account Information must be located a minimum of 3.0 mm from the card edge front and/or back

ACCOUNT INFO ON BACK

Hologram in Upper Position



Hologram in Lower Position



- For back personalization, please adhere to the size and font guidelines above.
- CARDHOLDER NAME is optional on the back
- * Maintain a clear space of 3.0 mm from the edge of the Hologram to the Personalization